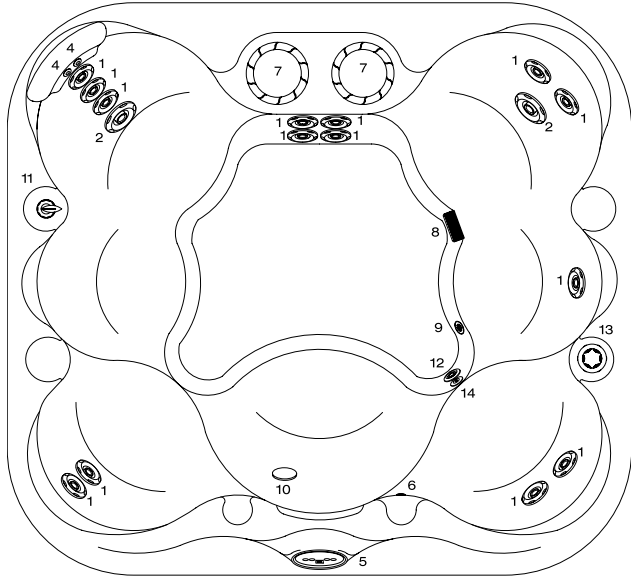


5 Use the Bather's panel to set the temperature, select the filtration, and turn on the jets and lights.

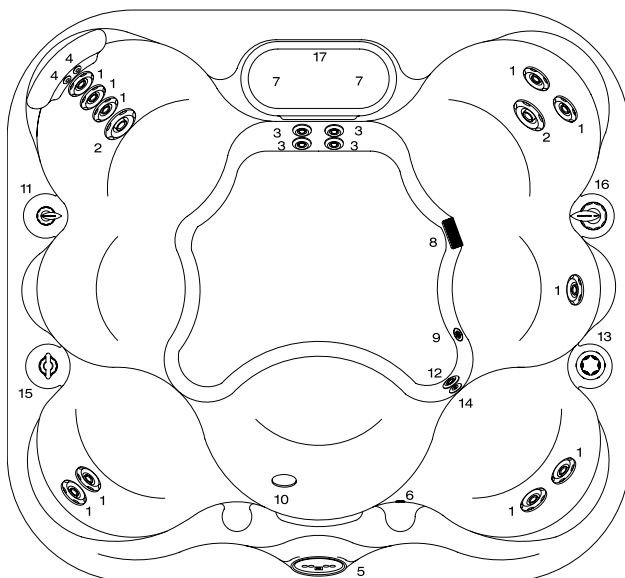
11 This valve controls the water flow of the neck jets.



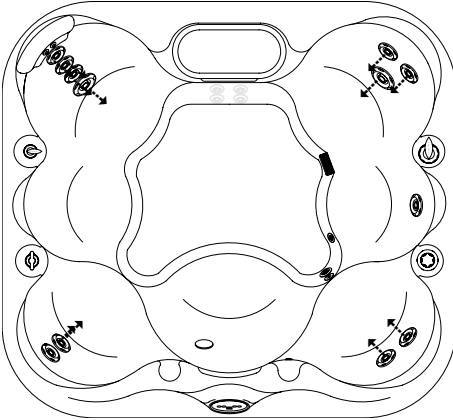
#	Component Identification	Qty.
1	HK™12 Jets	14
2	HK™16 Jets	2
4	HK™8 Neck Jets	2
5	Bathers Control Panel	1
6	IR Sensor	1
7	Filter Canisters	2
8	Suction Fitting	1
9	Floor Drain	1
10	Light	1
11	Neck Jet Valve	1
12	Ozone Injector Fitting	1
13	Spa Frog®	1
14	Spa Frog® Return Fitting	1
Physical Specifications		Size
Dimensions		77" x 84"
Height		34"
Interior Depth		32.5"
Seating Positions		4-7
Weight Dry/Lbs.		600
Weight Full/Lbs.		3436
Water Capacity/Gallons		340
Total Therapy Jets		18

5 Use the Bather's panel to set the temperature, select the filtration, and turn on the jets and lights.

11 This valve controls the water flow of the neck jets.

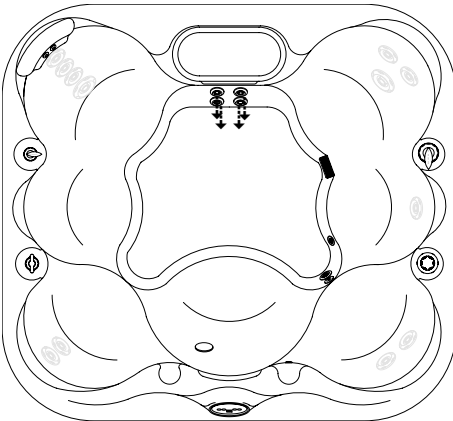


#	Component Identification	Qty.
1	HK™ 12 Jets	10
2	HK™ 16 Jets	2
3	HK™ 40 Jets	4
4	HK™ 8 Neck Jets	2
5	Bathers Control Panel	1
6	IR Sensor	1
7	Filter Canisters	2
8	Suction Fitting	1
9	Floor Drain	1
10	Light	1
11	Neck Jet Valve	1
12	Ozone Injector Fitting	1
13	Spa Frog®	1
14	Spa Frog® Return Fitting	1
15	Waterfall Valve	1
16	PowerShift™ Control	1
17	Waterfall Feature	1
Physical Specifications		Size
Dimensions		77" x 84"
Height		34"
Interior Depth		32.5"
Seating Positions		4-7
Weight Dry/Lbs.		600
Weight Full/Lbs.		3436
Water Capacity/Gallons		340
Total Therapy Jets		18



ZONE 2

Upper-, mid- and lower-back jets.*



ZONE 1

Lower-body jets.*



*Neck jets operate in zone 2.

Waterfall operates in zone 1.